

# Atlantic Woodworker's Association

## AWA Newsletter

November 2011

7129 Morningside Dr., Halifax. Nova Scotia, B3L 2E5

Volume 29 Issue 11

### AWA's November Event;

Our meeting is scheduled  
**For 7 pm on the 8<sup>th</sup> Nov.**  
Please join us

Halifax Speciality Hardwood

Halifax Speciality Hardwood  
112 Blue Water Road  
Hammonds Plains

**There will  
be Bargans**

\* Halifax Speciality Hardwood, has moved into new premises with a better display



#### NOTE FROM THE CHAIR

The AWA Tool Exchange held in October provided a good opportunity for some of us to evaluate workshop inventories and imagine getting a few dollars for items that had passed their "sitting on the" shelf life. I spent a few evenings in my shop and garage before that Saturday opening drawers and boxes and scanning shelves. I surprised myself at how often I hesitated to put an item in the box to go. I am aware of the notion that the longer something sits idle taking up space in a cupboard, the more it will be missed less than a day after it's gone.


The venue for the tool exchange was ideal. The Salvation Army Community Church on Pleasant St in Dartmouth was suitably equipped with an inviting atmosphere for such a Saturday morning event. For those who came, the few hours together socially sharing ideas, views, and a cup of coffee, while exploring what others were giving up for sale, made a very worthwhile friendly experience.

Four or five of us had a tableful or more of stuff we hoped to sell. Having spread my wares on a table at the far end, I eagerly turned and strolled to survey the other tables. I was mildly disappointed to see that clamps, vises and planes on my table were nearly identical to clamps, vises and planes I saw on other tables. Items on my table that I had imagined might bring bidding wars were immediately destined to be loss leaders. I continued to nonchalantly scout the isles, making endless mental calculation over sighted tools and hardware that compelled my attention. As an hour passed, one loyal member seemed to announce a clearance sale. With my casual arrival to a minor commotion at his table, I saw that coveted things in his collection were suddenly sold, almost, if not in fact, given away. My strategy, to wait and make a pitiful offer for a useful item that had languished unsold despite the scrutiny of the browsing herd, had failed.

It seemed most people found some, even several, gems that they acquired for a bargain, and of course, others sold for a bargain gems they would miss by the end of the day. I was pleased with what I picked up and surprised by what others picked up from my table.

I thank Gene Nurse for planning, promoting, and providing a most suitable location and plenty of hospitality for our Tool Exchange this year.

Don



## Atlantic Woodworker's

### Wood Show Moncton

For those of you that are or want to attend the Moncton Woodworking show this Friday, Saturday and Sunday, I have arranged with the show owners to provide our AWA members a special discount on the admission cost. when you buy your entry tickets you MUST show your current AWA membership card and tell the cashier that a special discount has been afforded our members.

I'll see you all at the show.

Submitted by; Graham

---

### Prince Andrew Project

As most of us know we participate in community projects to "give back", to increase public awareness of the AWA, and as a chance to work together for skill building and for the enjoyment of it all. Eugene took the lead on the Bunk Beds project and I have done something similar with Prince Andrew (PA). Not only was it fun building the car for GREASE last year led to a great example of recycling because the car has been used in 3 different productions and is headed to yet another high school group this year. There is a bit of self-interest here for AWA. There is a likelihood that as the renovations to PA progress and they get an accessible workshop it will be available to us as a meeting place.

We have been asked if we would build a pair of low rise steps and a framed set of French Doors for the Sound of Music production being mounted for November of this year. Some of you have already expressed an interest and I appreciate that very much and I apologize for not having gotten back to you till now. Finally, the design questions are mostly settled. The materials are being ordered. The work should begin soon - possibly this weekend. I hope we can have as many as 3 groups of 2-4 people working on each of the 3 pieces in order to get them ready for rehearsals that are on going.


Please contact me if you have any interest and think you may have some time to give to this effort. As soon as materials are available I will contact you to see what can be scheduled around people's availability.

David Smith  
[dcsmith@ns.sympatico.ca](mailto:dcsmith@ns.sympatico.ca)  
H-462-3863  
C-471-6332

---

**Idea:** When making your toy trucks or toys with wheels the elastic band from broccoli placed on the wheels help prevent slipping.

**Only one more month left to make your toys**



## Atlantic Woodworker's



### Dick Jamer - AWA Registrar

From the membership registrar's perspective there is that one bit of news that comes up every year at about this time. We will be collecting the AWA membership dues starting at the November meeting. At \$20.00 per year, AWA membership is the best deal in town. The meetings are fun and informative, the new web site is very good, the newsletter provides lots of interesting tidbits, some merchants offer discounts to AWA members and woodworking tools and products are frequently auctioned off at very good prices. What more could you ask for?

Please pay Ken Miller \$20.00 and bring the receipt to me for your 2012 membership card. Ken prefers cheques to cash as it helps us keep our records straight


We'll see you at the meeting.

Dick Jamer

---

### Pictures from the October meeting at Busy Bee with Bill Louther and scroll sewing





## Atlantic Woodworker's

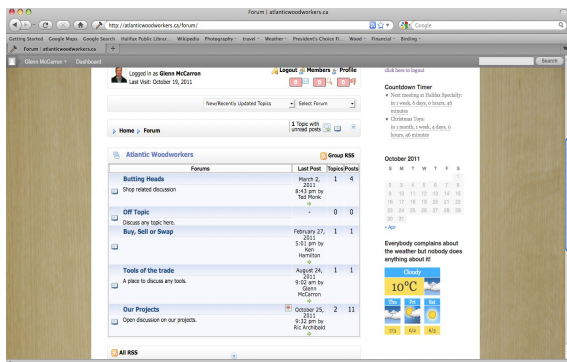
**Just a note for the newsletter to say the Planning Committee are** looking for ideas for future presentations. Please contact Sheila Eddy with ideas. Sheila can be reached at [----fineshavings.woodworking@gmail.com](mailto:----fineshavings.woodworking@gmail.com) or [---eddy.sheila@gmail.com](mailto:---eddy.sheila@gmail.com) or by phone at (902) 829-3146 It would be helpful if you know someone that you think would do a good presentation to contact them directly to see if they are interested.



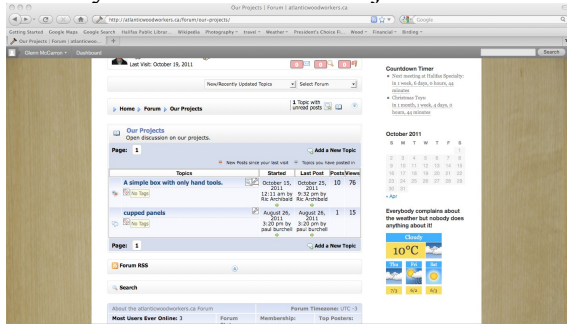
Cheers Gene

### **For those that may not be sure how to use the AWA Forum I will run through a brief description.**


Firstly go to [atlanticwoodworkers.ca](http://atlanticwoodworkers.ca) Use your login and password to sign in on the site. Once you sign in more menu items will become available. One such menu is the “Forum”. Click on the Forum menu to enter the forum. When you scroll down this is the page you will see. Click on the one that might be of interest. For my demo I will click on “Our Projects”



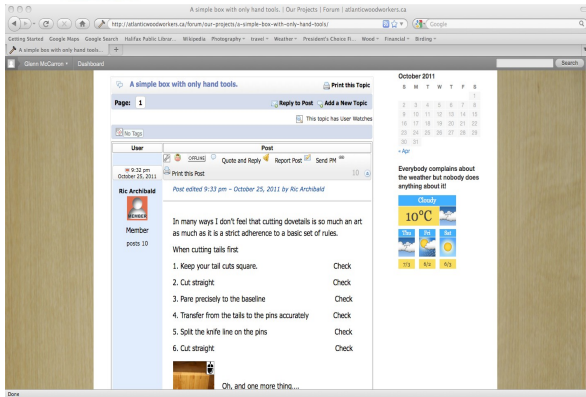
When you click on “Our Projects this is the next screen.



Now click on “A simple box with only handtools. This is what you get.



## Atlantic Woodworker's



By scrolling down you can read the entire article. The most recent posts are on top and the older ones are at the bottom. When you see the smaller pictures you can click on them to enlarge them. Once done click the picture again to return to where you were.

At the top of the article is a “Reply to Post” By clicking on this you are able to respond to the post. You may want to offer thanks for a job well done, you may have a better suggestion to the post, you may have a question. Whatever you wish to say can be posted. The person posting the main subject will most likely respond to your comments or questions.

Another button is the “Add a New Topic”. By clicking this you can start your own topic. You may have a question that you would like to receive various opinions about, you may want to bring something to our attention. Write a review of a new tool for all to read.

I hope this helps you to understand how to use the forum.

I would also like to thank AWA member Ric Archibald for taking the time to document the building of his wooden Box as well as taking numerous images. A perfect way to for us to understand the process.

Glenn McCarron  
AWA Webmaster