

Atlantic Woodworker's Association

AWA Newsletter

June 2012

7129 Morningside Dr., Halifax, Nova Scotia, B3L 2E5

Volume 30 Issue 6



Our meeting will be at our home base in Kent store Dartmouth. The meetings are normally the second Tuesday of each month and start at 7 pm sharp.

Agenda for June 12th

Introduction by Don Shubaly

Report on IWK Hospital Wood Challenge as of May 26th

Mini-Challenge: show and tell by members on jigs, sharing their knowledge and shop with others, possible pictures etc. **Presentation: How to: Intarsia by Clyde Durnford**

THE KERMESSE 2012

By


GENE NURSE

On Saturday May 26th the items donated by the AWA were placed on sale at the IWK Kermesse. The sale extended from 10 AM until 3 PM. I have attached pictures of all the items that we produced. The prices on each item were the suggested retail prices provided by our members. Sale was slow but steady and by 3pm we had raised \$460.00 with only 4 items remaining unsold. These unsold items will be placed in the IWK gift shop and should be sold in short time. This has once again been a successful challenge by our members although somewhat fewer this year than last. A special thanks to Lew, Lesa, David, Sheila, Doug and my wife, Joan, for offering their time at the sale and to all our members who so kindly provided an item. The IWK is \$460.00 richer and the AWA has received much deserved praise for their effort.

Submitted by; Gene Nurse

A sample of some of the items sold at the Kermessa





Atlantic Woodworker's

My follow up from May newsletter;

In the May newsletter I mentioned a set I was building for a Mozart Opera, `Abduction from the Seraglio`. A picture showed it under construction which was a challenge for sure. Now the opera is over and I have a picture of it setting on the Dunn Stage. The platform (riser) is built with 3/4 inch ply and took 23 full sheets. As you can see there are many angles to work out. It is put together with 4x4 risers mainly but a number of triangled risers were used. The one domes of three which is hangings is made from moranti ply. The Fig tree on the left is 8 ft tall from 1/4 ply and the pot is 3/4 in ply and yes placed on wheels for ease of moving.



What were some of my difficulties in the construction. Well first I built it at Dow And Duggan trying to stay out of their production activities. As it was built in pieces, I hoped it would all come together on stage. Putting it tog, it did but not without it's problems, a saw came in handy at least once. The joins between risers was hidden with the famious duct tape and then painted making it look just great to the audience. The sad part comes when the opera is over (2 shows) it is all torn apart, stored, parts recycle and some was ground up and

burned. It was a big job now behind me. Phew!!!!

Submitted by Stan Salsman

Brian J. Todd

brian.todd@nrca.gc.ca

Message:

Hello:

I have a number of classic Disston hand saws in excellent condition, some reaching back 100 years.

I am seeking someone with the skill and knowledge to sharpen these saws.


Is there anyone in the association that does sharpening?

Many thanks,

Brian

Hello AWA woodworkers. I received this email this morning looking for some help. If you are able to offer Darrell a hand please respond directly to him.

I have a project on for a friend that has stalled on me. He wanted to put some memorabilia in a presentation box I had made about 9 years ago. When we put the items in it they hit the glass top. The box is 8 7/8 x 16 and the bottom part is 1 1/8 inches high. I think the box is made out of walnut. Project...to raise the bottom by 3/4 inches. There are some minor scratches on the box so the box needs to be sanded and stained so that the two bottoms and top lid will match. The second alternative is to make me a new box. The time constraint is 3 to 4 weeks. It looks like a simple



Atlantic Woodworker's

project that could be completed with a table saw and router which I don't have now. Is this something that you could take on for me? or could you recommend someone? or could you post a help wanted ad in the AWA? I would be paying a fee for this project. Thanks for any help you could provide me.



Darrell

Reply to: beverlye@eastlink.ca




AWA Board of Directors 2009-2010

Don Shubaly	Chairman	455-4625	shubes@ns.sympatico.ca
Gary Dumas	Vice Chairman	445-4625	garyd@accesswave.ca
Tom Patterson	Past Chairman	466-7110	thepattersons@ns.sympatico.ca
Mike Chisholm	Secretary	826-7568	CHISHOMG@gov.ns.ca
Ken Miller	Treasurer	445-3055	kenmiller@ns.sympatico.ca
Stan Salsman	Communication	455-6687	stan.salsman@ns.sympatico.ca
Sheila Eddy	Events Coordinator	829-3146	fineshavings.woodworking@gmail.com
Ted Monk	Librarian	435-3686	tedmonk@gmail.com
Dick Jamer	Registraer	567-2421	rjamer@eastlink.ca
Doug MacIntosh	Director	429-1623	macintosh_doug@ns.sympatico.ca
Phil Carter	Director	477-4467	plcarter@eastlink.ca
Dave Smith	Director	462-3863	dcsmith@eastlink.ca
Lew Hatt	Director	462-0187	lew@eastlink.ca
Glen McCarron	Webmaster	826-2716	egscr@eastlink.ca



photo 1: Kermesse table





Atlantic Woodworker's Association

AWA Newsletter

June 2012

7129 Morningside Dr., Halifax, Nova Scotia, B3L 2E5

Volume 30 Issue 6

Librarian

As your new librarian, I would, first of all, like to thank Ted Monk, your outgoing librarian, for a great job. He has managed to somehow get all the book and DVD titles—often with dust jacket displays—onto our website. He has introduced a nice new practical banding system for shelving purposes. And he has brought in many new relevant books and DVDs.

Which subject brings me to the point of asking you, our members, to be sure to inform me of the kind of books and/or DVDs that hold your interest. I am trying to find this out through conversations when I have the opportunity. You can reach me at: dschlosb-g@ns.sympatico.ca
My phone number: 464-1288.

Submitted;
Dave Schlosberg



I you all an enjoyable, relaxing
and safe summer.



Vacation 1: A time to relax and have fun.